
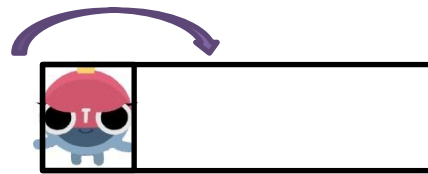


Making T Cell Clones!

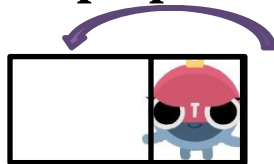
1) Place the template of The Great T Cell over one end of the paper and draw around it.



2) Fold the paper behind your drawing. Make sure you leave one of T cell's arms over the side!



3) Keep folding behind switching from left to right until all the paper is folded.



4) Cut around your drawing of the T cell.



5) Unfold the paper - Now you can colour in all the clones!

